

# A Comatose Patient Monitoring System Based on IoT

Dr. S. K. Manju Bargavi<sup>1</sup>, Aniket Mishra<sup>2</sup>

<sup>1</sup>Professor, Department of CS & IT, Jain University, Karnataka, India

<sup>2</sup>Department of CS & IT, Jain University, Karnataka, India

**Abstract:** *A sophisticated system that allows real-time monitoring and analysis of patients' vital signs in a comatose condition is the IoT (Internet of Things) based monitoring system for comatose patients. The system uses a number of sensors, including blood pressure, oxygen saturation, temperature, and pulse sensors, to gather and send data to a central server over a wireless network. To find patterns and trends in the patient's condition, the collected data is examined using machine learning algorithms. The device also has an alarm system that goes out when it detects a critical change in the patient's vital signs. The technology can greatly lessen the strain of medical workers and offer constant monitoring, ensuring that any condition that could be life-threatening is swiftly treated.*

**Keywords:** IoT, monitoring system, patients who are unconscious, sensors, in-the-moment analysis, vital signs, machine learning, warning system, and wireless network.

## 1. Introduction

Patients who are comatose are unconscious and unable to react to their surroundings. This can happen for a number of causes, including serious infection, traumatic brain injury, stroke, drug overdose, and stroke. In order to spot any changes in their condition that could point to a life-threatening circumstance, patients in a comatose state need to have their vital signs continuously monitored. The likelihood of survival and recovery for the patient can be considerably increased with prompt detection and treatment.

It can be time-consuming and prone to human error for medical workers to manually check the patient's vital signs at regular intervals with traditional monitoring devices. However, new monitoring systems have been created as a result of technological breakthroughs that can offer real-time monitoring and analysis of the patient's vital signs. One such technology approach is the IoT (Internet of Things)-based monitoring system for patients who are unconscious.

The IoT-based monitoring system makes use of a number of sensors, including blood pressure, oxygen saturation, temperature, and pulse sensors, to gather and send data to a central server over a wireless network. To find patterns and trends in the patient's condition, this data is subsequently examined using machine learning techniques. The device also has an alarm system that goes out when it detects a critical change in the patient's vital signs.

Sensors, a gateway, and a central server are typically the three essential parts of the system design. The sensors are responsible for gathering the patient's vital signs and are attached to the patient's body. By serving as a middleman between the sensors and the main server, the gateway transmits the data gathered by the sensors to the server. The collected data must be stored, analyzed, and, if necessary, an alert must be generated by the central server.

Compared to conventional monitoring systems, the IoT-based monitoring system has a number of benefits. The patient's vital signs are continuously monitored, enabling early identification of any changes in the patient's health. The patient's chances of surviving and recovering can be considerably increased by doing this. Second, the system

uses machine learning algorithms to examine the data gathered, revealing patterns and trends in the patient's state that may not be immediately obvious to human observers. This can increase the precision with which the patient's ailment is identified and treated. Thirdly, when a critical alteration in the patient's vital signs is discovered, the system has an alert mechanism that sets off an alarm. This minimizes the risk of complications by ensuring that any life-threatening condition is swiftly treated.

The workload of medical staff can be greatly reduced by the IoT-based monitoring system. Medical staff can concentrate on other facets of patient care, such as diagnosis and treatment, by automating the monitoring process. In order to help the medical personnel make educated decisions about the patient's treatment, the system can also give them real-time access to the patient's vital indicators.

In conclusion, the IoT-based monitoring system for comatose patients is a technological solution that provides real-time monitoring and analysis of the patient's vital signs. The system employs various sensors, machine learning algorithms, and an alert mechanism to ensure continuous monitoring of the patient's condition and prompt detection of any life-threatening condition. The system can significantly improve the accuracy of diagnosis and treatment, reduce the workload of medical staff, and improve the patient's chances of survival and recovery.

The monitoring system built on the Internet of Things can also greatly lessen the strain of the medical team. The monitoring procedure can be automated so that medical personnel can concentrate on other areas of patient care, such as diagnosis and treatment. The technology can also give medical professionals real-time access to the patient's vital signs, enabling them to decide on the patient's care with knowledge.

## 2. Objective

An IoT-based monitoring system for comatose patients should be able to continuously and remotely monitor vital signs to enhance the standard of care and enable the early identification of any health concerns.

### 3. Related Work

A person who is unconscious and unable to speak is said to be in a coma. These people need the highest care and ongoing supervision. This study demonstrates the continuous monitoring and recording of patient data without human involvement. If any sudden changes in the typical range of physiological parameters occur, such as a dip or rise in body temperature or a spike in Blood Pressure (B.P.), which are not stable conditions for better health, it has the capacity to promptly alert a medical professional. The movement sensor picks up the patient's movement and notifies the medical staff if something is amiss. [1]

The majority of older persons nowadays get heart failure as a result of their inability to detect their current heart rate while they are awake or performing other tasks. To find diseases like COVID-19, remote body temperature monitoring is required, even in rural areas. To address the flaws in the current healthcare system, these organizations deploy IoT technologies. [2]

This research study covers a health monitoring system that is IOT-based and enables us to track a patient's body temperature, humidity, and pulse rate. Such a system has been designed due to its importance in doing a regular check on the patient's health in the event of casualties, which are highly common in this COVID pandemic situation. [3]

Monitoring coma sufferers' health requires the Internet of Things (IoT). Continuous fitness monitoring can save up to 60% of human lives by timely detection. The apparatus is designed exclusively for real-time tracking of coma patients' vital signs. It is now more appropriate to determine the patient's health or condition thanks to the use of GSM and IoT. This proposed method uses a number of smart sensors, including temperature, heartbeat, eye blink, and SPO2 (peripheral capillary oxygen saturation) sensors, to measure the patient's body temperature, coronary heart rate, eye movement, and oxygen saturation percentage. This system uses an Arduino-UNO board as a microcontroller and the cloud computing idea. [4]

Targeted temperature control is indicated for patients who have experienced cardiac arrest, although the validity of the research is debatable. [5]

This paper proposes a smart healthcare monitoring system in which patients will be watched by clinicians around-the-clock using the Internet of Things (IoT). Information from a patient's multiple health markers is gathered using a variety of sensors. After then, the data is uploaded to the cloud. A smartphone application can be used to access the data stored in the cloud. The health of the patient will always be under the doctor's watchful eye. The patient's medical history will

be monitored, and the doctor will be notified via the mobile app if the patient's condition deteriorates. Doctors use the data gathered through mobile apps from wearable devices to make medical choices. [6]

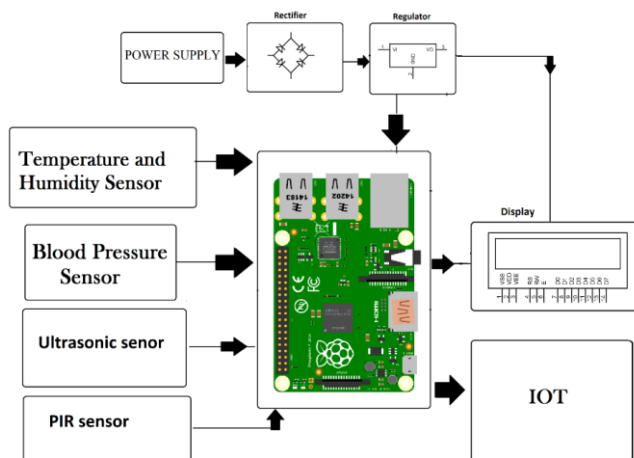
The Internet of Things is a developing sector with significant economic, social, and professional implications. IoT is employed in a range of workplaces, including those in the manufacturing, automotive, healthcare, and other industries. Because of the Internet's enormous informative capacities and the integration of traditional utility segments, how we work, live, and play is predicted to alter. IOT has recently been used to do a Dynamic Service Non-Dependency Verification for coma persistence. The primary procedures of this undertaking start at the equipment interface. An Arduino controller board is used in the apparatus's construction. Different sensors can be paired with one another in subsumption via the controller board interface. [7]

Health monitoring is a way to assess a person's health if they are exposed to particular dangers by gathering patient data via monitors and medical equipment. In order for medical personnel to make informed treatment decisions, doctors and nurses keep tabs on a patient's health in a variety of places, including hospitals. Health monitoring is an integrated solution that securely integrates into both the home and hospital IT environments in order to improve clinical and economical outcomes. [8]

The patient is unable to respond to any internal or external stimuli when they are unconscious or in a coma. In this state, the patient is unable to physically control his entire body. Such circumstances require careful attention and constant observation in order to save the patient's life. Currently, critically monitoring coma patients is expensive and labor-intensive. However, such continuous, rigorous care given by a paramedical assistant is error-prone, which could lead to more issues. As a result, automated healthcare systems are still in demand. [9]

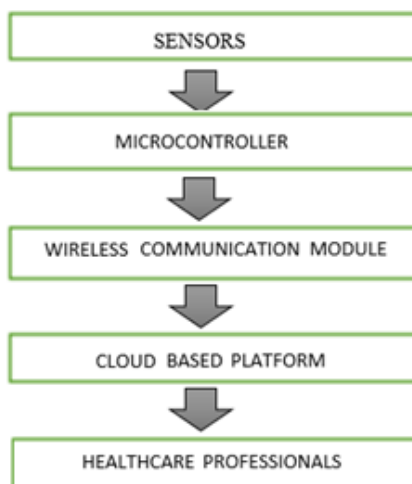
The Internet of Things and artificial intelligence are expected to usher in a new era in healthcare. the introduction of ground-breaking medical technologies like wearables and implants. It is now possible to collect and interpret physiological data from anyone, anywhere, at any time thanks to IWMDs. Machine learning enables us to find patterns in these data and predict healthcare outcomes in both normal and clinical contexts. By expanding the scope of healthcare in this way, from traditional clinical settings to commonplace everyday scenarios and from passive data collection to active decision-making, the field is expanded. A working prototype of the Internet-of-Things Based Monitoring System for Comatose Patients has sensors to measure things like body temperature, heart rate, and movement. [10]

### 4. Diagrammatic Representation



(Block Diagram)


The Block Diagram of the project is depicted in the accompanying diagram. This diagram demonstrates how the hardware can be used to make connections throughout the entire system.



(Sequence Diagram)

As shown in the previous diagram, the system consists of sensors that gather data on the patient's vital signs, a microcontroller that processes the data, a wireless communication module that sends the data to a cloud-based platform for storage and analysis, and healthcare professionals who can access the data and receive alerts in case of any abnormalities.

### 5. Hardware Representation




(Arduino Uno)

A microcontroller board called Arduino Uno, based on the ATmega328P microcontroller, is intended to make it simple for professionals, students, and amateurs to build electronic creations. The board has a 16 MHz quartz crystal, 6 analogue input pins, and 14 digital input/output pins. Additionally, a USB port is included for connecting to a computer and uploading sketches.

Applications for the Arduino Uno include robotics, home automation, monitoring the environment, and art installations. The following are a few projects that may be made using an Arduino Uno:

- 1) LED Blinking: This is one of the simpler project's beginners can do to learn how the Arduino board functions.
- 2) Temperature and Humidity Sensor: We can measure the temperature and humidity of the environment using the DHT11 or DHT22 sensor.
- 3) Household Automation: The Arduino Uno may be used to manage a variety of household equipment, including fans, lighting, and the whole home automation system.
- 4) Robotics: Arduino may be used to make robots by controlling a variety of actuators and sensors.
- 5) Security System: By managing sensors like PIR motion sensors and sound sensors, Arduino may be utilised to construct a security system.

The Arduino Uno board can be expanded and used to communicate with a variety of sensors and actuators thanks to its compatibility with a large selection of shields and modules. The board is reasonably priced, making it affordable for those on a tight budget, and it is simple to use thanks to its user-friendly IDE and sizable user community that shares projects and information.



(Ultrasonic Sensor)


An electrical sensor known as an Ultrasonic Sensor uses sound waves to detect objects and measure distances. It operates on the same echolocation principle that dolphins and bats use to navigate and find objects. High-frequency sound waves are emitted by ultrasonic sensors, which are reflected back to the sensor after hitting an object. The distance to an item is calculated using the time it takes for the sound wave to go there and back.

Numerous industries, such as robotics, home automation, automotive, and industrial automation, use ultrasonic sensors.

The following are a few examples of projects that can be made with an ultrasonic sensor:

- 1) Robot that avoids obstacles: Ultrasonic sensors can be used to identify objects in a robot's path and prevent collisions.
- 2) Distance Measuring: Ultrasonic sensors can be utilised in industrial applications such as parking sensors, level measurement, and distance measurement to measure the distances between objects.
- 3) Liquid Level Detection: In industrial settings, ultrasonic sensors can be used to gauge the liquid level in tanks or other containers.
- 4) Smart Home Automation: When a person enters a room, ultrasonic sensors can detect their presence and change the temperature and lighting accordingly.
- 5) Autonomous Vehicles: To find barriers and other vehicles on the road, self-driving cars can employ ultrasonic sensors.

When non-contact sensing is needed, ultrasonic sensors are chosen above other types of sensors. They are also preferable in circumstances where abrasive elements like dust, smoke, or fog might impair the ability of other types of sensors to sense.



(PIR Motion Sensor)

A PIR motion sensor (passive infrared) is an electrical sensor that detects motion by detecting the heat radiated by moving objects or living things. The sensor consists of a circuit that amplifies and analyses the signal as well as a pyroelectric sensor that detects changes in infrared radiation. The linked device or microcontroller receives a signal from the sensor when motion is detected.

PIR motion sensors are frequently employed in home automation, security systems, and lighting control. A PIR motion sensor can be used in a variety of tasks, for instance:

- 1) Security system: Intruders can be discovered and an alarm or alert system can be activated using PIR motion sensors.
- 2) Lighting Control: PIR motion sensors can be used to programme lights to come on when someone enters a room and go off when no one is there.
- 3) Home automation systems, such as those that turn on the air conditioning when someone enters a room, can be activated by PIR motion sensors.
- 4) Wildlife Monitoring: PIR motion sensors can be used to detect animal presence and activate cameras or other recording equipment in wildlife monitoring systems.
- 5) Energy Conservation: When no one is present in a room, PIR motion sensors can be utilised to save energy by shutting off lights and other appliances.

When non-contact sensing is needed and the movement is sluggish or the range is constrained, PIR motion sensors are favoured over other types of motion sensors. They are also preferable in circumstances where abrasive elements like dust, smoke, or fog might impair the ability of other types of sensors to sense.



(LED Display)

An LED display is a flat panel display that shows data using light-emitting diodes (LEDs). It is a kind of electronic display that has a wide range of uses, from digital clocks to large-scale outdoor advertising.

A grid of small LEDs that emit light when an electric current flows through them makes up LED displays. Different images and information can be displayed by altering the brightness and colour of the LEDs, which each serve as a representation of a pixel on the display.

Compared to other display types like LCD and CRT displays, LED displays provide a number of benefits. They are more energy-efficient, brighter, and offer superior contrast. Additionally, they last longer and are more resilient.

Numerous applications call for the usage of LED displays, including:

- 1) Large-scale outdoor advertising, like billboards and digital signage, frequently makes use of LED displays.
- 2) Sports venues: Game scores, statistics, and advertisements are displayed on LED screens in sports stadiums and arenas.
- 3) Retail: Product details, prices, and promotions are displayed on LED displays in retail settings.
- 4) Transportation: To display arrival and departure information, LED displays are utilised in transportation systems including airports and train stations.
- 5) Information displays: Information and way finding are displayed on LED displays in public areas like museums and parks.
- 6) Entertainment: To display visual effects and information during live performances, LED screens are employed.

Overall, LED displays are adaptable, economical with energy, and excellent at showing data in a variety of environments.



(Temperature Sensor)


Digital temperature sensors like the DS18B20 can monitor temperatures with an accuracy of up to 0.5°C. It is a well-liked sensor since it is easy to use, inexpensive, and compatible with microcontrollers and other electrical equipment.

The DS18B20 temperature sensor can be used in the following applications:

- 1) Home automation: The DS18B20 can be used to track the temperature in different areas of a home and regulate the heating or cooling systems as necessary.
- 2) Automation in the industrial setting: The sensor can be used to check the temperature of machinery like transformers, motors, and generators.
- 3) Agriculture: The sensor can be used to regulate the heating and ventilation systems as well as to monitor and manage the temperature in greenhouses and animal enclosures.
- 4) Meteorological monitoring: The sensor can be paired with other sensors to detect humidity, air pressure, and other meteorological parameters. It can be used in weather stations to measure outdoor temperature.

- 5) Medical equipment: The sensor can be used to monitor and regulate temperature in medical equipment like incubators and refrigerators.

The DS18B20 temperature sensor, in general, is a flexible and dependable device for detecting temperature in a variety of applications.




(Pulse Sensor)

A gadget used to detect heart rate or pulse rate is called a pulse sensor. It is a non-invasive gadget that uses light-based technology to track blood flow through skin capillaries. The most popular kind of pulse sensor is the photoplethysmography (PPG) sensor, which measures the amount of blood in the skin using a light source and a detector.

Pulse sensors are frequently employed in many different fields, including as medicine, physical fitness, and consumer electronics. Here are a few of the most typical applications for pulse sensors:

- 1) Applications in medicine: In order to keep track of patients' heart rates during surgery or in intensive care units, pulse sensors are frequently employed in medical settings. Arrhythmias or irregular heartbeats can also be found using them.
- 2) Application in fitness: Fitness trackers and smartwatches frequently use pulse sensors to track a user's heart rate while they are working out. The user's degree of fitness can be determined by using this data to monitor the workout's intensity.
- 3) Consumer electronics: The usage of pulse sensors in consumer electronics, such as smartphones and headphones, is growing. These devices give users access to biometric information. As an illustration, several modern smartphones come equipped with in-built pulse sensors that let users check their heart rate remotely.

In general, pulse sensors are adaptable tools that can offer insightful data on the body's circulatory system. They can assist people in keeping track of their health and fitness and are utilised in a variety of contexts.



(Breadboard)

A reusable solderless tool called a breadboard is used to prototype electronic circuits. It is essentially a board with a network of interconnected sockets and holes that make it simple to plug in and out of electronic components without the use of solder.

The fundamental benefit of utilising a breadboard is that it enables quick and simple electronic circuit prototyping without requiring any specialised tools or equipment. Due to this, it is the perfect tool for professionals, students, and hobbyists that need to quickly test and iterate on their concepts.

A breadboard is frequently used for the following purposes:

- 1) Circuit prototyping and testing: Designers may quickly test out various parts and setups to discover what functions best by using breadboards, which are frequently used for this purpose.
- 2) For educational purposes, breadboards are also used to introduce students to the fundamentals of electronics and circuit design in classroom settings.
- 3) Circuit design: Prior to being constructed on a PCB, more sophisticated circuits can be designed and tested on breadboards. (Printed circuit board).
- 4) Circuit debugging: Designers can quickly locate and resolve any problems by using breadboards for circuit debugging.

All things considered, breadboards are a flexible and practical tool for anyone with an interest in electronics or circuit design.


## 6. Discussion

A novel method of ongoing vital sign monitoring for patients who are unconscious is the deployment of an IoT-based monitoring device. To monitor the patient's vital signs, the system can be configured to gather data from a variety of sensors, including ECG sensors, blood pressure sensors, pulse oximeters, and temperature sensors. Wireless transmission of the gathered data to a cloud-based platform for archival and analysis is an option. Remote access to the data allows medical practitioners to view it and get notifications for any anomalies.

The processing of the data gathered from numerous sensors can be made simple and affordable in such a system by using an Arduino Uno as the microcontroller. The board can link with different sensors to gather information on the patient's vital signs and can be programmed to conform to the system's precise specifications. Arduino Uno is a good option for research and development because it can make prototyping and testing of the monitoring system easier.

However, as medical information is sensitive and needs to be secured from unauthorized access, the deployment of such a system necessitates careful consideration of security and privacy issues. The system must also adhere to all applicable laws and guidelines for medical equipment.

## 7. Implementation



(The Main Device)

The following steps would be required for the implementation of an IoT-based monitoring system for coma patients:

- 1) Sensor selection: Select the best sensors to measure the patient's vital signs and other physiological factors. These sensors ought to be non-invasive and uncomfortable for the patient.
- 2) Hardware selection: Pick a microcontroller to process sensor data and wirelessly send it to the cloud-based platform, like as Arduino or Raspberry Pi. To send the data, pick a wireless connection technique like Wi-Fi or Bluetooth.
- 3) Choosing a cloud-based platform: To store and analyse the data, select a cloud-based platform like Amazon Web Services or Microsoft Azure. The platform must to be safe and adhere to laws governing data protection.

- 4) Real-time data visualisation: Create an interface that enables healthcare professionals to see patient data instantly. The user interface ought to be clear and simple.
- 5) Alerting system: Establish a system for notifying healthcare professionals of any irregularities or crises.
- 6) Testing and validation: Verify that the system performs as expected by testing it in a controlled environment. By contrasting the sensor data with manual measurements, validate the system.
- 7) Installation: Install the system at a medical centre or hospital. Healthcare professionals should receive training on how to use the system and evaluate the data.
- 8) Maintenance and support: Continue to keep the system maintained and supported. To guarantee that the system stays effective, update it as needed.

Overall, careful planning and attention to detail are needed for the implementation of an IoT-based monitoring system for coma patients. Healthcare professionals can create a system that offers continuous, real-time monitoring and alerting by following the above-described processes, which can enhance patient outcomes and save lives

## 8. Conclusion

In conclusion, an Internet of Things (IoT)-based monitoring system for unconscious patients may offer a creative way to continuously monitor vital signs. The system can be created to gather data from multiple sensors and send it to a cloud-based platform for archiving and analysis by using Arduino Uno as the microcontroller. The technology has the potential to increase healthcare efficiency and enable early diagnosis of health conditions, despite security, privacy, and regulatory compliance issues that must be taken into account. Overall, this technology has a great deal of potential to change the healthcare landscape and enhance patient outcomes.

## 9. Proposed Methodology

The following stages represent the recommended methodology for creating an IoT-based monitoring system for unconscious patients utilising the Arduino Uno as a microcontroller:

- 1) Identification of the specifications and requirements for the monitoring system. To do this, specify the sensors to be utilized, the kind of data to be gathered, and the cloud platform to be used for data storage and processing.
- 2) Hardware Design: Create the system's hardware architecture, choosing elements such sensors, an Arduino Uno board, and a wireless communication module.
- 3) Software Development: Create the software necessary to connect the Arduino Uno board to the sensors and send data to the cloud-based platform.
- 4) Cloud-based Platform Integration: To store and analyse the data gathered from the sensors, integrate the cloud-based platform with the monitoring system.
- 5) Testing and Validation: Check the system's functionality and conformance to the requirements and

specifications listed in step 1 by testing and validating it.

- 6) Deployment and Maintenance: To ensure the monitoring system runs continuously, deploy it in a hospital or healthcare facility.

To guarantee that the system is safe and secure for use in the healthcare business, security, privacy, and regulatory compliance issues must be taken into account at every stage of development.

In conclusion, the suggested methodology entails requirement analysis, hardware design, software development, cloud-based platform integration, testing and validation, deployment and maintenance for creating an IoT-based monitoring system for comatose patients using the Arduino Uno as a microcontroller.

## References

- [1] Aher, V., Jalgaonkar, A., and Mantri, V. 2022. Health Monitoring System for Patients in Coma Using IOT (No. 7507). EasyChair.
- [2] S. Ahammed, N. Hassan, S. H. Cheragee, and A. Z. M. T. Islam, 2021. an IoT-based solution for remote, real-time health monitoring. 8(3), pp. 23–29, International Journal of Research Engineering Science.
- [3] July 2021: Bhardwaj, H., Bhatia, K., Jain, A., and Verma, N. Health monitoring system powered by IoT. The 6th International Conference on Communication and Electronics Systems (ICCES) will take place in 2021.
- [4] March 2020: Geetha Ramani, J., Vigneshwaran, P., Sribalaji, S., and Tamilselvi, V. IoT-based solution for tracking one's health. The 6th International Conference on Advanced Computing and Communication Systems will take place in 2020. (ICACCS).
- [5] Jakobsen, J.C., Levin, H., Ullén, S., Rylander, C., Wise, M.P., Oddo, M., Cariou, A., and Blohlávek, J., 2021. Dankiewicz, J., Cronberg, T., Lilja, G., 2021. Hypothermia versus normothermia following a cardiac arrest outside of a hospital. 384(24), 2283-2294, New England Journal of Medicine.
- [6] December 2021, Sultana, S., Rahman, S., Rahman, M.A., Chakraborty, N.R., and Hasan, T. a system for integrated health monitoring that is IoT-based. The 6th IEEE International Conference on Computing, Communication, and Automation (ICCCA) will take place in 2021. (pp. 549-554).
- [7] 2020, March. Subha, R., Haritha, M., Nithishna, B., and Monisha, S.G. IOT system for monitoring the health of coma patients. The sixth ICACCS (International Conference on Advanced Computing and Communication Systems) will take place in 2020. (pp. 1454-1457).
- [8] M.B. Meghana, 2020. Creating and implementing an IOT-based health monitoring system for patients who are unconscious.
- [9] Fati, S.M., and Muneer, A., 2019. using cutting-edge technology, an automated health monitoring system. Journal of Information Technology Research (JITR), volume 12(3), pages 104–132.
- [10] Internet of Things Based Monitoring System for Comatose Patients by Anayo, O.H., Isaiah, A.I., Edward, U.N., Doris, and Yinka, A.I.