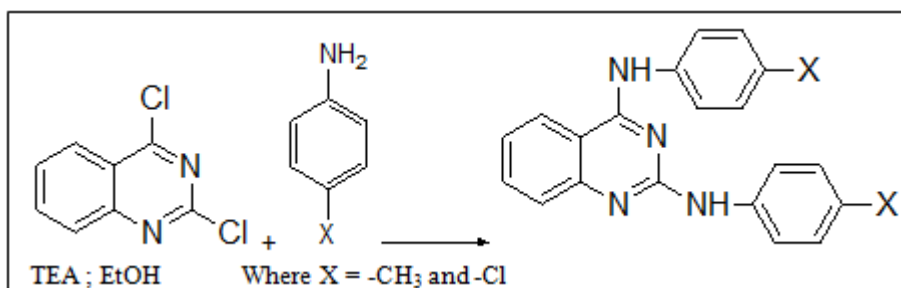


Synthesis, Characterization and Biological Evaluation of N^2, N^4 -di-p-tolylquinazoline-2,4-Diamine and N^2, N^4 -bis(4-chlorophenyl)quinazoline-2,4-diamine Quinazoline Derivatives

A. A. Kale^{1*}, K. M. Durgade²

¹Post Graduate Dept. of Chemistry, Annasaheb Awate College, Manchar, Dist .Pune Maharashtra, India

²Department of Chemistry, Prof. Ramkrishna More College, Aakurdi, Pune, Maharashtra



Abstract: Present work includes synthesis of N^2, N^4 -di-p-tolylquinazoline-2,4-diamine and N^2, N^4 -bis(4-chlorophenyl)quinazoline-2,4-diamine which are quinazoline derivatives and out of these two N^2, N^4 -bis(4-chlorophenyl)quinazoline-2,4-diamine (IV) have shown “antifungal activity” against *Aspergillusflavus*. At first 2-amino benzoic acid react with urea at temperature 130 °C to 140°C to gives Quinazoli-2,4-diol (I) which on further reaction with $POCl_3$ at 150 °C for 24 hr. to gives second product 2,4-dichloroquinazoline (II). Then 2,4-dichloroquinazoline (II) react with p-toluidine to gives N^2, N^4 -di-p-tolylquinazoline-2,4-diamine (III) and again this 2,4-dichloroquinazoline (II) react with p-chloroaniline to gives N^2, N^4 -bis(4-chlorophenyl)quinazoline-2,4-diamine (IV) which characterized by I. R., ¹HNMR and ¹³CNMR.

Keywords: Quinazoline derivative, Antifungal activity, N^2, N^4 -di-p-tolylquinazoline-2,4-diamine, N^2, N^4 -bis(4-chlorophenyl)quinazoline-2,4-diamine, Quinazolin-2,4-diol, 2,4-dichloroquinazoline

1. Introduction

Quinazoline is heterocyclic compound. Derivatives of quinazoline are called quinazolines. Quinazoline is N-containing heterocyclic compounds, have caused universal concerns due to their widely and distinct biopharmaceutical activities. Researchers have already determined many therapeutic activities of quinazoline derivatives including anti-bacterial [3], antimicrobial[4], anti-inflammation[6], antifungal[8], anti-hypertension[10], anti-oxidation [12] analgesia[13], anticonvulsant[14], antimalarial[15], anti-tumor[16], anti-tuberculosis[17], anti-HIV activity[18]etc. Medicinal chemists synthesized a variety of quinazoline compounds with different biological activities by installing various active groups to the quinazoline moiety using developing synthetic methods. And the potential applications of the quinazoline derivatives in fields of biology, pesticides and medicine have also been explored. This process involved the construction of a starting general structure with a planar heterocyclic ring (quinazoline or pyrido [2, 3-d] pyrimidine ring), selected as the central fragment that can act as a scaffold to carry two functionalized branches at positions 2 and 4, which are equivalent or different with the aim of evaluating the

possible influence of the symmetry/asymmetry on the target activity.

First of all we have synthesized Quinazoline-2,4-diol (I) from 2-amino benzoic acid and urea then again this formed quinazoline-2,4-diol treated with $POCl_3$ in presence of N,N-dimethyl formamide to gives 2,4-dichloroquinazoline (II). From this 2,4-dichloroquinazoline (II) we have synthesized our target molecules N^2, N^4 -di-p-tolylquinazoline-2,4-diamine (III) and N^2, N^4 -bis(4-chlorophenyl)quinazoline-2,4-diamine (IV) by reacting 2,4-dichloroquinazoline with p-toluidine and p-chloroaniline in presence of triethylamine simultaneously.

The target molecules which we have synthesized that is N^2, N^4 -di-p-tolylquinazoline-2,4-diamine and N^2, N^4 -bis(4-chlorophenyl)quinazoline-2,4-diamine. Out of these two N^2, N^4 -bis(4-chlorophenyl)quinazoline-2,4-diamine (IV) have shown “antifungal activity” against *Aspergillusflavus*.

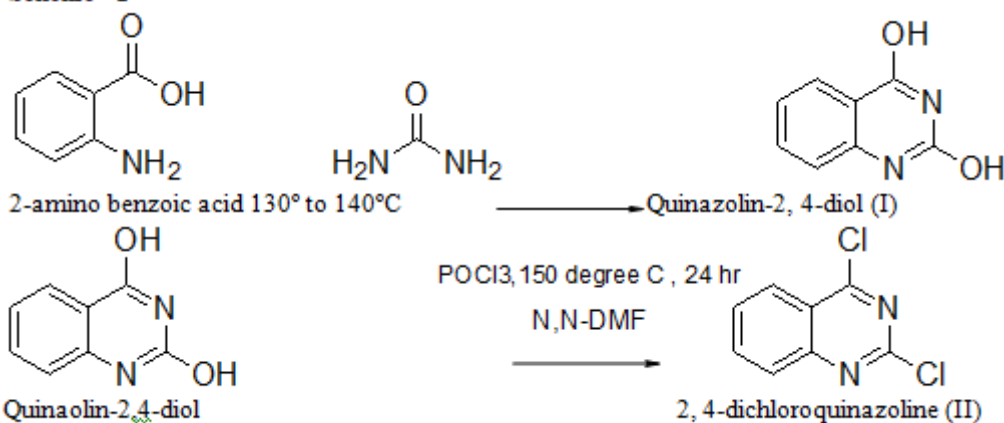
2. Result and Discussion

Target molecules which synthesized are of N^2, N^4 -di-p-tolylquinazoline-2,4-diamine (III) and N^2, N^4 -bis(4-chlorophenyl)quinazoline-2,4-diamine (IV). Those target

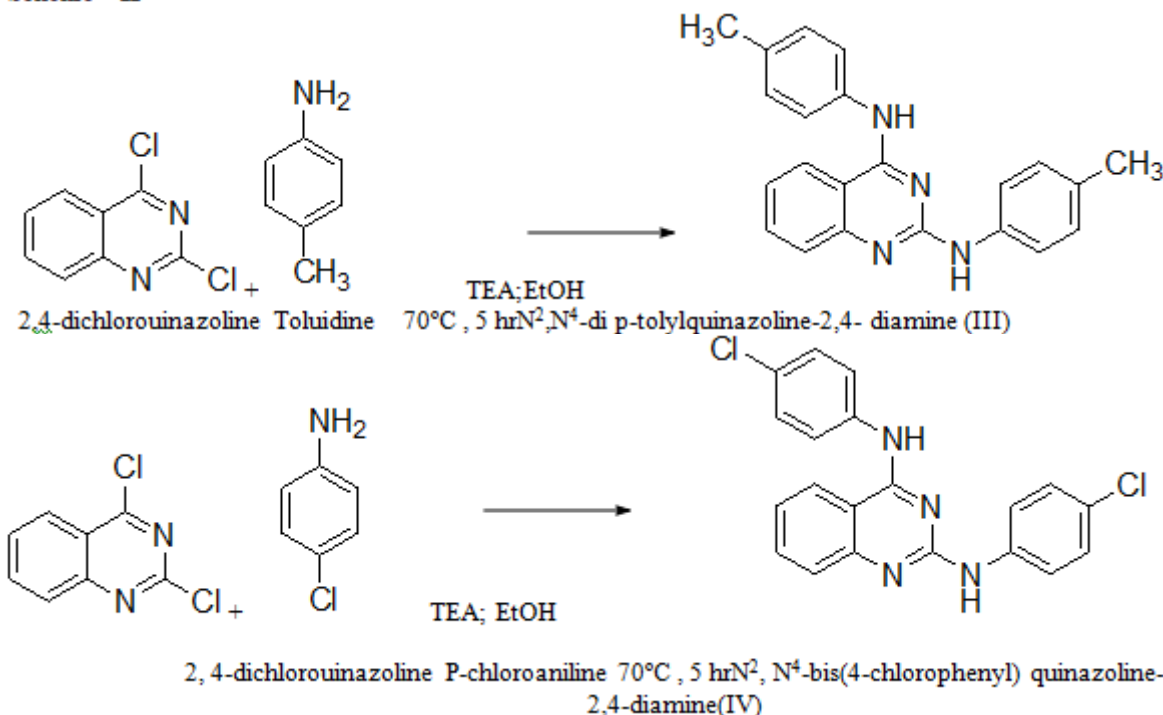
molecules obtained by reacting 2-amino benzoic acid with urea to give Quinazolin-2,4-diol (I) which on further reaction with phosphorus oxychloride to gives 2,4-dichloroquinazoline (II). This formed 2,4-dichloroquinazoline react with Tolidine and 4-chloroaniline simultaneously to gives of N^2, N^4 -di p-tolylquinazoline-2,4-diamine (III) and N^2, N^4 -bis(4-chlorophenyl)quinazoline-2,4-diamine (IV) respectively.

The synthesized compounds N^2, N^4 -di p-tolylquinazoline-2,4-diamine (III) and N^2, N^4 -bis(4-chlorophenyl)quinazoline-2,4-diamine (IV) have tested against fungus "Aspergillusflavus" then N^2, N^4 -bis(4-chlorophenyl)quinazoline-2,4-diamine (IV) have shown "antifungal activity" against Aspergillusflavus.

Scheme - I



Scheme - II



3. Conclusion

We have synthesized compounds N^2, N^4 -di p-tolylquinazoline-2,4-diamine (III) and N^2, N^4 -bis(4-chlorophenyl)quinazoline-2,4-diamine (IV) and they have tested against fungus "Aspergillusflavus" then N^2, N^4 -bis(4-chlorophenyl)quinazoline-2,4-diamine (IV) have

Quinazoline derivatives, is N-containing heterocyclic compounds, have been universally distinguished and known for their biological activities and many therapeutic activities, including anti-cancer, anti-inflammation, anti-bacterial, analgesia, anti-virus, anti-cytotoxin, anti-spasm, anti-tuberculosis, anti-oxidation, antimalarial, anti-hypertension, anti-obesity, anti-psychotic, anti-diabetes, etc. Present trends are to synthesize a large variety of quinazoline compounds with different biological activities by installing various active groups to the quinazoline moiety using developing synthetic methods.

shown "antifungal activity" against "Aspergillusflavus" and all these compounds will be tested for various biological activities like anti-cancer, anti-inflammation, anti-bacterial, analgesia, anti-virus, anti-cytotoxic, anti-spasm, anti-tuberculosis, anti-oxidation, antimalarial, anti-hypertension, anti-obesity, anti-psychotic, anti-diabetes, etc.

4. Experimental

Anthranilic acid, Urea, phosphorus oxychloride, N, N-dimethyl formamide, Triethyl amine, p-toluidine, p-Chloroaniline, ethanol obtained from local dealer.. Analytical TLC was performed on Silica plates- GF254 (Merck) with visualization by UV or in iodine. Melting points were determined by using thiels tube. ¹H-NMR (in CDCl₃ / DMSO-d₆) spectra were recorded using Bruker - 400 with TMS as internal standard. ¹³C were recorded by using DMSO solvent. All the chemicals used were of Laboratory grade.

Synthesis and characterization of Quinazolin-2, 4-diol (I)[25] : A mixture of Anthranilic acid (50g, 0.36 mol) and urea (109 g, 1.82 mol) in a round bottom flask equipped with mechanical stirrer was heated without solvent at 135 to 140°C using an air condenser for 3h. The melted reaction mixture was poured into sodium hydroxide (1000 mL, 1N) solution and any insoluble material removed by filtration. The mixture was then acidified with HCl (2 N), to yield 2,4-dihydroxy quinazoline as a white precipitate which was collected by filtration and dried. Yield 70%; m.p.>250°C.

IR max cm⁻¹: 3428 (OH, broad), 3079 (Ar C-H), 1604 (C=N), **¹H NMR (DMSO-d₆) δ ppm**: 7.56 (t, 2H, Ar-H), 7.98 (d, 1H, Ar-H), 9.19 (s, 1H, Ar-H), 7.17 (t, 1H), 9.16 (1H, S), **¹³C NMR (DMSO-d₆) (δ/ppm)**: 121.11 (Ar C-H), 115.39 (Ar C-H), 142.59 (Ar C-H), 135.02 (Ar C-H), 163.98 (Ar C-OH), 155.69 (Ar C-OH), 108.35 (Ar C), 151.2 (Ar C)

Synthesis and characterization of 2, 4-dichloroquinazoline (II)[20] : A mixture quinazolin-2, 4-diol (6.0 milimole), POCl₃ (5 ml) and N, N-DMF (catalytic amount) was stirred and heated for 150°C under reflux for 24 h. The solvents were removed under vacuum then cold water (0°C, 25 ml) and chloroform (25 ml) were added. The organic layer was washed with water (3X20 ml) and dried over anhydrous sodium sulfate. The solvent was removed under vacuum and compound obtained used for further analysis.

IR max cm⁻¹: 755 (C-Cl), 3029 (Ar C-H), 1625 (C=N), **¹H NMR (CDCl₃-d₁) δ ppm**: 7.18 (m, 1H), 7.61 (m, 2H), 7.87 (d, 1 H), **¹³C NMR (CDCl₃-d₁) (δ/ppm)**: 115.35 (Ar C), 122.33 (Ar C), 126.96 (Ar C), 134.97 (Ar C), 14.90 (Ar C), 150.31 (Ar C), 162.85 (Ar C)

Synthesis and characterization of N²,N⁴-di p-tolylquinazoline-2,4- diamine(III)[20] : A mixture of 5 (5.0 mmol), the respective Toluidine (12 mmol), equimolecular amounts of triethylamine, and ethanol (15 mL) was heated at 70°C for 5 h with stirring. The solvent was removed under vacuum and chloroform was added in solution and extracted with water. Product precipitate out in water layer because it is insoluble in water as well as chloroform. Water layer washed with chloroform and filter. Obtained water insoluble product dried, purified and characterized by using IR, ¹H NMR and ¹³C NMR **IR max cm⁻¹**: 3300 (-NH), 1616 (C=N), **¹H NMR (DMSO-d₆) δ ppm**: 7.99 (1H, s), 8.51 (1H, d), 7.84 (2H, d), 7.62 (1H, d), 6.27 (1H, s), 7.58 (2H, d), 7.52 (2H, d), 7.43 (2H, d) 7.38 (2H, d), 2.5 (6H, s), **¹³C NMR (DMSO-d₆) (δ/ppm)**: 46.33 (aliphatic C), 103.06 (quinazoline C), 115.05 (quinazoline C), 125.12 (Ar C),

126.71 (quinazoline C), 129.67 (quinazoline C), 137.06 (quinazoline C), 174.68 (Ar C), 180.18 (Ar C), 180.99 (quinazoline C), 182.77 (quinazoline C), 183.04 (quinazoline C), 188.31 (quinazoline C)

Synthesis and characterization of N², N⁴-bis(4-chlorophenyl)quinazoline-2,4-diamine (IV)[20] : A mixture of 5 (5.0 mmol), the respective p-chloroaniline (12 mmol), equimolecular amounts of triethylamine, and ethanol (15 mL) was heated at 70°C for 5 h with stirring. The solvent was removed under vacuum and chloroform was added in solution and extracted with water. Product precipitate out in water layer because it is insoluble in water as well as chloroform. Water layer washed with chloroform and filter. Obtained water insoluble product dried, purified and characterized by using IR, ¹H NMR and ¹³C NMR

IR max cm⁻¹: 750 (C-Cl), 3015 (Ar C-H), 1615 (C=N), 3360 (-NH), **¹H NMR (400MHz, DMSO-d₁) δ ppm** : 8.03 (1 H, d), 8.17 (2H, t), 8.01 (2H, d), 7.66 (1 H, t), 7.62 (2H, d), 7.49 (1 H, s), 7.25 (1H, s), 7.08 (2H, d), 6.60 (2H, d), **¹³C NMR (CDCl₃-d₁) (δ/ppm)**: 109.56 (quinazoline CH), 116.26 (quinazoline CH), 119.5 (Ar- C), 121.99 (quinazoline CH), 124.22 (quinazoline CH), 125.44 (Ar-CH), 126.40 (Ar-C), 127.92 (Ar-C), 129.12 (Ar- CH), 128.99 (Ar-C), 130.51 (quinaline-C), 131.57 (quinazoline-C), 134.53 (quinazoline-C)

5. Antifungal Studies

The newly synthesized compounds were screened and tested for their antifungal activity against Aspergillus flavus in DMSO solvent by well plate method. Sterile N.A. and P.D.A. plates were inoculated with Aspergillus flavus and make well with sterile cork borer. And then loaded 20 microlitre of compound solution (0.01 g in 1 ml DMSO solvent) then this plate was dried by placing in an incubator at 37°C for 1 hr., prepared each well was labeled. The temperature was controlled and maintained at 37°C for 24 hr. The Inhibition zone were measured and compared with the controls. Zone diameter: 4 mm

6. Acknowledgement

The authors are thankful to Dr. Manohar G. Chaskar (Principal, Prof. ramkrishna More College, Aakurdi) and Dr. Arvind Burungale (Principal, S. M. Joshi College, Hadapsar, Pune 28) for providing research environment and facility for research work. The authors are also thankful to Manasi Joshi, Datta Ukale, Anil Shelake, Dattatray Gaikwad, Komal Waykar for help to complete our research work.

References

- [1] Joshi N. and Goyal Anju (2011) Microwave assisted one-pot Total synthesis of some natural Quinazoline alkaloids- a review, International Journal of Pharmaceutical Erudition; www.pharmaerudition.org, Aug. 2011, 1(2), 1 -9 1
- [2] Dewick, P. M. (1997) Medicinal Natural Products: A Biosynthetic Approach Pub: Willey & Sons p- 376.)

- [3] Nagar, A. A., Patel, A., Rajesh K.S., Danao, K. R. and Rathi, L.G.(2013) Solvent Free One Pot Microwave Synthesis of Quinazolin 4- (3H)-One derivatives with their Antibacterial and Antifungal Activity PHARMAGENE Vol:1 Issue:1 (genesisjournals.org Received on: 22-12-2012 Modified on: 15-01-2013 Accepted on: 26-02-2013)
- [4] Gautam S, Mishra D, Singh R and Pal DK (2012) Synthesis of some novel 4, 6-disubstituted derivatives and evaluation of their antimicrobial activity, International Journal of Pharmaceutical, Chemical and Biological Sciences, ijpcbs 2012, 2(1), 97-103 sucheta et al. ISSN: 2249- 9504
- [5] Doshi H, Bhatt M, Thakkar S, Ray(2012) A synthesis, characterizations and biological screening of tetrahydro-quinazoline analogues American Journal of Organic Chemistry 2012, 2(5): 122-126 , Doi: 10.5923/j.ajoc.20120205.03
- [6] Mohamed M. S. , Kamel M. M. , Kassem E. M .M., Abotaleb khedr N ,m. and Ahmed M. f.(2011) Synthesis, Biological Evaluation and Molecular Docking of Quinazoline-4(1h)-one Derivatives as Anti-inflammatory and Analgesic Agents, Acta Poloniae Pharmaceutical Drug Research, Vol. 68 No. 5 pp. 665ñ675, 2011
- [7] Sinha N. K., Asnani A. J., Dravyakar B. R(2013), A Novel Approach Towards Development Of Quinazoline Derivatives In Pain Management Asain journal of pharmaceutical and clinical research Vol 6, Suppl 3, 2013 ISSN - 0974-2441(Sinha N. K., Asnani A. J., Dravyakar B. R(2013), A Novel Approach Towards Development Of Quinazoline Derivatives In Pain Management Asain journal of pharmaceutical and clinical research Vol. 6, Suppl 3, 2013 ISSN - 0974-2441
- [8] Vashi R.T., Shelat C. D. & Patel H(2010), Synthesis and Antifungal Activity of 6-bromo-2[(4-(2,3-dichlorophenyl) piperazine-1-yl)methyl]-3-[8-hydroxyquinoline -5-yl]-3-quinazolin -4-one Ligand and its Transition Metal Chelates Volume: I: Issue-3: Nov-Dec -2010 ISSN 0976-4550International Journal of Applied Biology and Pharmaceutical Technology.
- [9] Vijaiand P.R., Suresh K. K., Sivakumar R., Sam Solomon W.D. and Jayaveera K.N. (2009)Synthesis of Quinazoline Derivatives and their Biological Activities Asian Journal of Chemistry Vol. 21, No. 9 (2009)
- [10] Patel H. U., Patel R. S., Patel C. N,(2013) Synthesis and Antihypertensive Activity of Some Quinazoline Derivatives,Journal of Applied Pharmaceutical Science Vol. 3 (03), pp. 171-174, March, 2013
- [11] Mohamed, Y. A. , El-galil, A., Amrb, C., Mohamed, S.F., Abdalla, M. M., Al-omar, M. and Shfik, S. H. (2012), Cytotoxicity and anti-HIV evaluations of some new synthesized quinazoline and thioxopyrimidine derivatives using 4-(thiophen-2-yl)3,4,5,6-tetrahydrobenzo[h]quinazoline-2(1H)-thione as synthon YAJ. Chem. Sci. Vol. 124, No. 3, May 2012, pp. 693–702.
- [12] Al-Omar, M.A., El-Azab, A. S., El-Obeid, H.A. and Abdel Hamide, S.G., (2006) J. Saudi Chem.Soc., 2006, 10, 1131
- [13] Sinha N. K., Asnani A. J., Dravyakar B. R(2013), A Novel Approach Towards Development Of Quinazoline Derivatives In Pain Management Asain journal of pharmaceutical and clinical research Vol 6, ISSN - 0974-2441
- [14] Mukherjee D, Mukhopadhyay A., Shridhara K. B, Shridhara A.M., Rao K.S.(2014) Synthesis, Characterization And Anticonvulsant Activity Of Substituted 4-Chloro-2-(4-Piperazin-1-Yl) Quinazolines International Journal of Pharmacy and Pharmaceutical Sciences,ISSN- 0975-1491 Vol 6, Issue 5, 2014
- [15] SenD, Banerjee A, Ghosh A. K, and Chatterjee T. K (2010) Synthesis and Antimalarial Evaluation of Some 4-Quinazolinone Derivatives Based On Febrifuginejournal of Advanced Pharmacological Technology and Research J. Adv Pharm Technol Res. 2010Oct-Dec; 1(4): 401–405.doi: 10.4103/0110-5558.76439
- [16] El-Azab A. S., Al-Omar M. A., Abdel-Aziz A .A.-M., Abdel-Aziz N. I. El-Sayed M. A.-A., Aleisa A. M., Sayed-Ahmed M. M. , Abdel-Hamide S. G(2010) Design, Synthesis And Biological Evaluation Of Novel Quinazoline Derivatives As Potential Antitumor Agents: Molecular Docking Study European Journal of Medicinal Chemistry journal,June 2010
- [17] Srivastav M. K. And Shantakumar S. M. (2013), Design and Synthesis of Novel 2-Trichloromethyl-4-Substituted Quinazoline Derivatives as Anti-tubercular AgentsChem Sci Trans., 2013, 2(3), 1056-1062 Chemical Science Transactions DOI:10.7598/cst2013.490 ISSN/E-ISSN: 2278-3458/2278-3318 ,January 2013.
- [18] Pandeya SN, Sriram D, Nath G, Clercq E D. Synthesis antibacterial antifungal and anti-HIVevaluation of Schiff and Mannich bases of isatin derivatives with 3-amino-2-methylmercaptoquinazolin-4(3H)-one. Pharmaceutical Acta Helvetiae. 1999; 74: 11–17
- [19] Nagwa M A G, Hanan H G, Riham M Y, Nehad A E S. Synthesis andantitumor activity of some 2, 3-disubstituted quinazolin-4(3H)-ones and 4,6-disubstituted-1,2,3, 4-tetrahydroquinazolin-2H-ones. European Journal of Medicinal Chemistry.2010; 45:6058-6067.
- [20] María Font a,*, Álvaro González a, Juan Antonio Palop b, Carmen Sanmartín b a Section de Modelización Molecular, Dpto de QuímicaOrgánica Pharmaceutical, Facultad de Farmacia,Universidad de Navarra, Irunlarrea 1, E-31008 Pamplona, Spain b Sección de Synthesis, Dpto de QuímicaOrgánica y Farmacéutica, Facultad de Farmacia, Universidad de Navarra, Irunlarrea 1, E-31008, Pamplona, Spain
- [21] Juan J. Marugan*,a, Wei Zhenga, OmidMotabara,b, Noel Southalla, Ehud Goldinb, WendyWestbroekb, Barbara K.Stubblefieldb, Ellen Sidranskyb, Ronald A. Aungstc, Wendy A. Leaa, Anton Simeonova, William Leistera, and Christopher P. Austina, Evaluation of Quinazoline Analogues as Glucocerebrosidase Inhibitors with Chaperone Activity, J. Med. Chem. 2011, 54, 1033–1058 1033 DOI: 10.1021/jm1008902
- [22] Giorgi-Renault, S., Renault J., Baron M., Gebel-Servolles, P., Delic, J., Cros S. C., Heterocyclic quinones XIII. Dimerization in the series of 5, 8-quinazolinodiones: Synthesis and anti-tumor effects of bis (4-amino-5, 8-quinazolinodiones), Chem. Pharm. Bull., 36 (10), 3933-3947 (1988)

- [23] P. A. Mason and Gillian Sturman Some pharmacological properties of piperazine, Br. J. Pharmac. (1972), 44, 169-176.
- [24] Prabhakar V^{1*}, Sudhakar BK², Ravindranath LK², Latha J³ and Venkateshwarlu B⁴, Synthesis, Characterization and biological evaluation of Quinazoline Derivatives as Novel Anti-microbial agents.
- [25] K. M. Durgade A.A.Kale^{1*} Synthesis, Characterization of 2-[[2-(Piperazin-1-yl) quinazolin-4-yl] Amino] ethan-1-ol Quinolone Derivatives International Journal of Scientific & Engineering Research, Volume 8, Issue 1, January-2017 1148 ISSN 2229-5518 IJSER©2017. <http://www.ijser.org>